

**FOR A BETTER QUALITY OF LIFE**  
Implant-retained restorations - safe and invisible

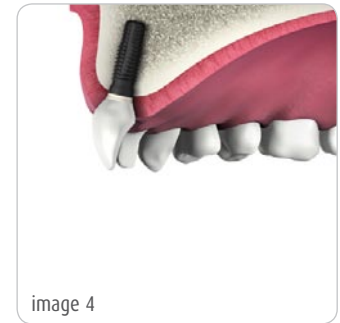
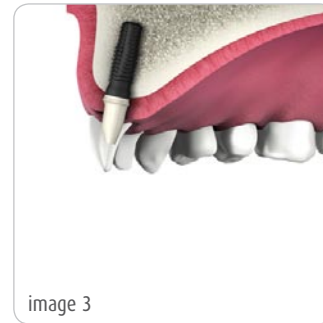
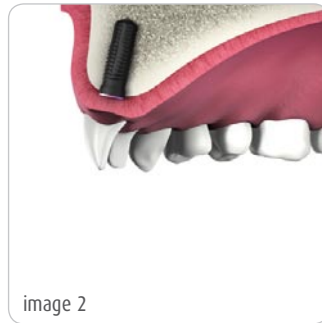
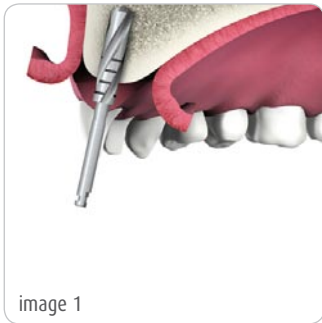


**prowital**   
dental implants

## WHAT IS MY PROWITAL IMPLANT MADE OF?

Your implant is made of high-quality pure titanium, a material that is well tolerated by the oral tissues and causes practically no allergic reactions.

## THE 4 PHASES OF IMPLANTATION



## HOW WILL THE IMPLANT GET INTO MY MOUTH?

Normally you are treated under local anesthesia. First, access to the bone is gained through the mucosa. Then special drills are used to prepare suitable sockets in your jawbone for the implants (image 1). Now the implants are screwed into the sockets, the mucosa is repositioned on top and sutured (image 2).

In the next 3 to 6 months your bone will attach firmly around the implant(s). During that time you will be wearing a temporary restoration that enables you to chew and speak.

When the healing phase is over, the oral mucosa is reopened again under local anesthesia and an abutment is fixed to your artificial dental root (image 3). Then the crown made by the dental laboratory is placed on top of the abutment (image 4).

Everything is securely connected.

## DOES AN IMPLANT ACTUALLY MAKE SENSE?

Of course, one's own teeth are always best. Normally, every lost tooth can be replaced by an implant without having to compromise or grind down an adjacent tooth.

The experts agree that, from the dental point of view, there is no better solution than an implant because it comes closest to nature.

## ARE THERE ANY DISEASES OR CONDITIONS THAT MAY REPRESENT A RISK?

There are just a few diseases and some habits that are a risk to the healing of the implant, such as:

- particularly severe cases of diabetes mellitus
- long-term use of certain drugs (e.g. psycho-active drugs, blood coagulation drugs, etc.)
- radiation therapy in the area of the neck and head
- limited oral hygiene ability
- heavy smoking
- alcohol abuse
- poor oral hygiene

The jaw bone itself must be healthy and free of inflammation. If the bone supply is not sufficient, the bone must be built up.


## IMPLANTS PROTECT YOU AGAINST GRINDING DOWN HEALTHY TEETH!

When a single tooth is lost it can be replaced without grinding down the adjacent teeth, as it has to be done for a bridge.

If the last few posterior teeth of the dental arch are missing, implants are the best possible solution. Thus, for instance, an abutment for a bridge can be placed on an implant.

Implants also are a big help when all teeth are lost. A full denture supported by implants fits securely, does not interfere with speaking, and eating will again be enjoyable. And with fixed teeth you will feel sure of yourself again and lead a carefree life.

Securely fixed teeth mean health, joy of living and quality of life.



## WHAT DO I HAVE TO CONSIDER DURING THE HEALING PHASE?

Even if the surgery itself was successful, you should keep in mind the following recommendations in the first few days:

- Do not load the implant site.
- Do not chew anything hard in the area of the implant.
- Do not smoke.
- Avoid physical stress.

Please discuss everything with your attending dentist. Also speak with him about oral hygiene:

- Often an antibacterial mouth wash will be sufficient in the beginning.
- Rinse your mouth thoroughly after every meal. Upon the advice of your dentist you can keep the site of surgery hygienically clean with a cotton Q-tip and a disinfecting product.
- You can start brushing gradually with a soft tooth brush and remove the plaque at the site of the implant gently and carefully.
- Later on you may use your electric or standard tooth brush again, and remember: Your dental practice will advise you in all matters concerning your personal oral hygiene.

## DON'T FORGET

Good oral hygiene is very important for the long-term success of an implant. Inflamed gums are a considerable risk and may lead to the loss of the implant.

A standard tooth brush is not enough, because it does not get into the spaces between the teeth. To remove the bacterial plaque from those interdental spaces you have to use aids like dental floss, interdental brushes or wooden toothpicks for cleaning.

An oral irrigator is no substitute for cleaning your teeth!

## SEE YOUR DENTIST TWICE A YEAR

After the restoration has been placed on your implant(s), you should see your dentist two times a year, if possible. He will check the stability of the implant(s). It is advisable to have your teeth cleaned professionally on these occasions.



## ORAL HYGIENE AND SOME USEFUL TIPS

- **Tooth brush**

Take the one that suits you best. But don't use any with hard bristles.

- **Cleaning**

Ultrasonic cleaning and electric tooth brushes with a rotating head are highly effective. For the implant interconnectors a "mono-tufted" brush is most useful.

- **Toothpaste**

Use a gel without any abrasive because a gel is more gentle on your restoration and the implant abutments.

- **Dental floss**

There is a special type of dental floss for implants. Have the dental hygienist show you how to use it properly!

- **Proxy brush**

Please use metal-free brushes for the interdental spaces because metal could scratch the implant.

- **Mouth washes, medical mouth rinses**

Use a mouth wash just to enjoy a feeling of freshness in your mouth. Mouth rinses are slightly bactericidal and thus support oral health. For therapeutic purposes you may use a medical mouth rinse prescribed by your dentist.

- **Oral irrigators**

An oral irrigator will assist mouth cleaning, but it can never be a substitute for the tooth brush and the proxy brush.

The daily care of your restoration must be just as thorough as the care for your natural teeth. Your physical well-being is very closely related to your dental health and the right diet. Eating healthy food will support your oral health, your implants and your well-being.



## WHAT ELSE CAN YOU DO FOR YOUR WELL-BEING?

Stop smoking, make sure you drink enough water, tea or fruit juices. Think of the side-effects of long-term medication and discuss them, if there are any, not only with your physician but also with your implantologist. If you suffer from a chronic disease, have your oral health and the implants checked regularly.

## EVERYTHING ALL RIGHT?

Are your gums pink and firm everywhere?

Or:

- Do they bleed sometimes?
- Do you frequently have an unpleasant taste in your mouth or bad breath?
- Do your teeth or your restorations seem to be more mobile than usual?



**TO DISCUSS YOUR ORAL HEALTH AND HOW TO  
MAINTAIN IT, TURN TO YOUR DENTIST.  
HE IS THE RIGHT PERSON TO TALK TO.**

## HOW MUCH WILL THE IMPLANT COST ME?

Talk to your dentist about the kind of restoration which is best for you.

Your dentist will prepare a treatment plan for you also showing the cost to be expected.

## EXCEPTIONS

In some countries the statutory health funds will pay implantsupported restorations for patients suffering from the consequences of an accident, a tumor or a malformation.

They may also pay a contribution to the cost of treatment in case of bone loss in the jaw provided every other treatment would presumably be less successful.

Talk to your dentist about your personal financial situation.





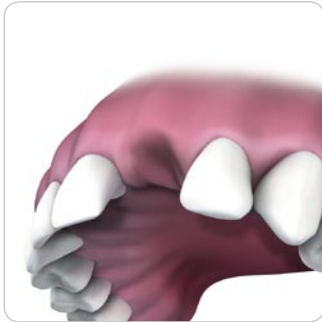
EXAMPLES OF RESTORATIONS RETAINED BY

**prowital**   
dental implants

## SINGLE-TOOTH CROWNS:

### A TOOTH IS MISSING?

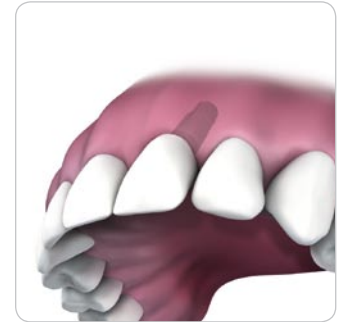
An implant can close the gap.  
Grinding of healthy adjacent teeth is no longer required.



1. Space after loss of a tooth



2. Implant placed



3. Single-tooth restoration on an implant

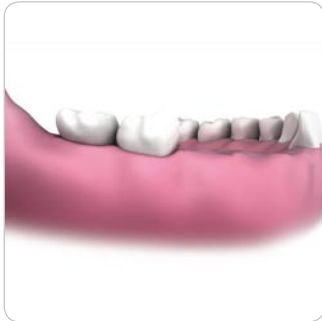


## BRIDGES:

## SEVERAL TEETH ARE MISSING?

Depending on the size of the spaces, a fixed bridge can be inserted on two or more implants. If several teeth are missing and replaced by implants, a removable denture can be avoided.

Healthy adjacent teeth need not be ground.



1. Situation after loss of several teeth



2. Two implants placed



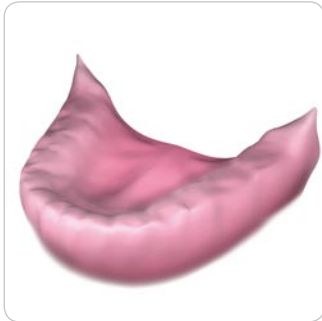
3. Fixed bridge on the implants

## ALL YOUR TEETH ARE MISSING?

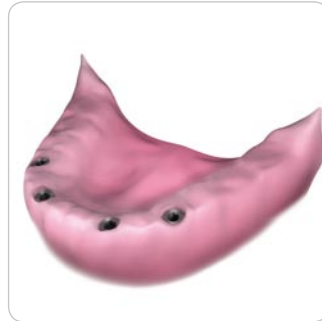
When several implants are inserted, a total denture can be securely placed on them.

Depending on the indication, a fixed or removable restoration can be placed on implants.

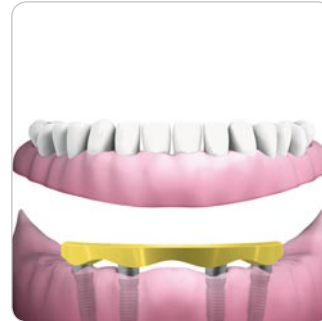
The comfort of wearing a denture increases with the number of implants.



1. Edentulous jaw



2. Four implants placed



3. Denture with bar retention



4. Denture with ball abutments



**prowital**   
dental implants

PROWITAL Dental Implants GmbH | Wurmberger Straße 30 | 75446 Wiernsheim  
Phone: +49 (0) 70 44 / 9 12 40 - 444 | Fax: +49 (0) 70 44 / 9 12 40 - 494  
[www.prowital.com](http://www.prowital.com)